



### OPTIONS



### VERSIONS

Type	Current per Winding A	Holding Torque Ncm	Resistance per Winding Ohm	Inductance per Winding mH	Rotor Inertia gcm <sup>2</sup>	Weight kg	Length „A“ mm
ST4209X1004	1	17	8.7	18	20	0.15	22
ST4209S0404	0.42	17.6	13	7.5	35	0.22	33.5
ST4209S1006	0.67	21.21	4.2	4	35	0.22	33.5
ST4209S1404	1.33	22	2.1	5.2	35	0.22	33.5
ST4209M1206	0.85	35.36	3.3	4	54	0.28	39.5
ST4209M1704	1.68	36	1.9	4	54	0.28	39.5
ST4209L1206	0.85	43.84	3.3	4.8	68	0.35	47.5
ST4209L1704	1.68	44	1.8	5	68	0.35	47.5

The current and holding torque values refer to bipolar serial wiring. The resistance and inductance values refer to unipolar wiring.

### ORDER IDENTIFIER

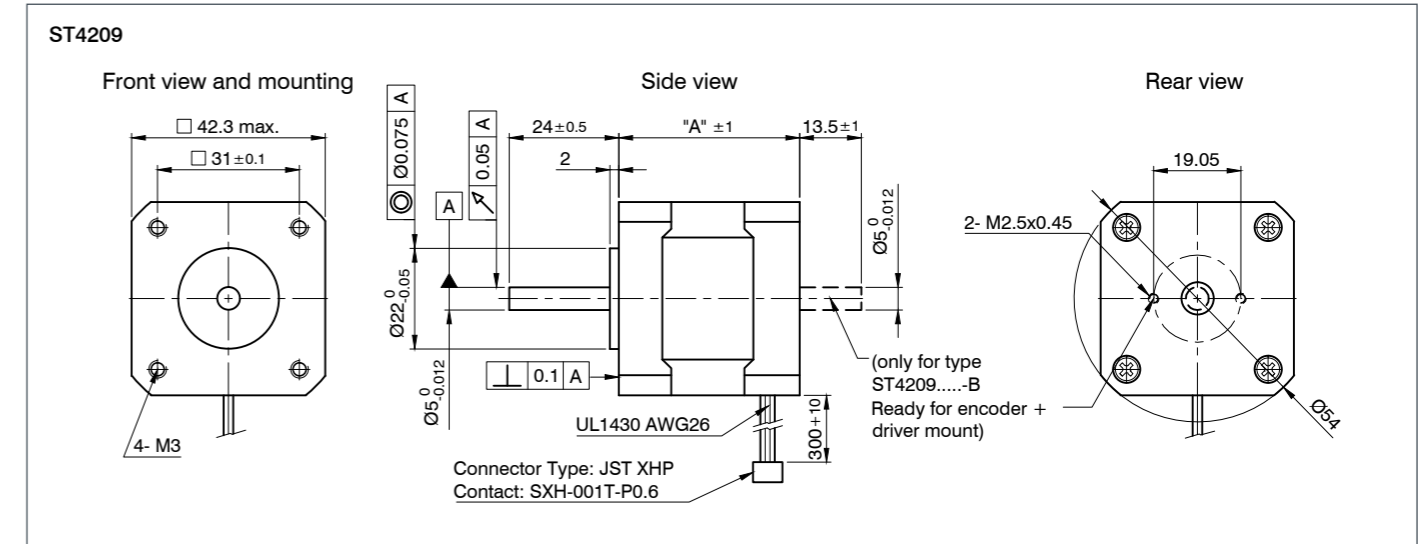
**ST4209X1004-**  
 A = single shaft end  
 B = double shaft end



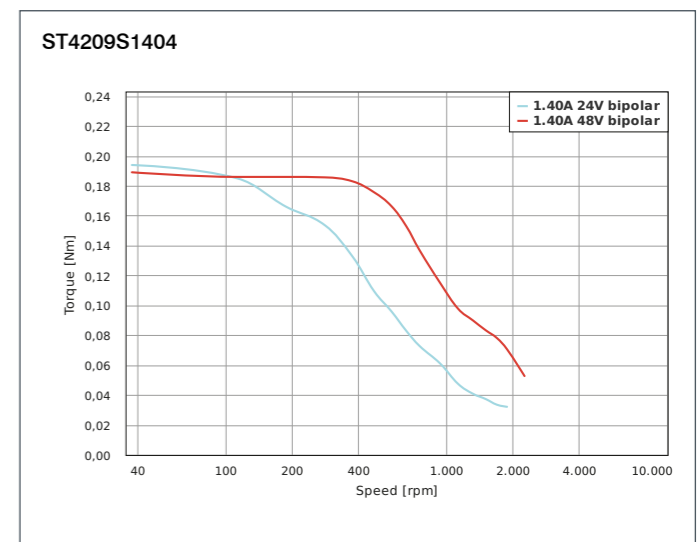
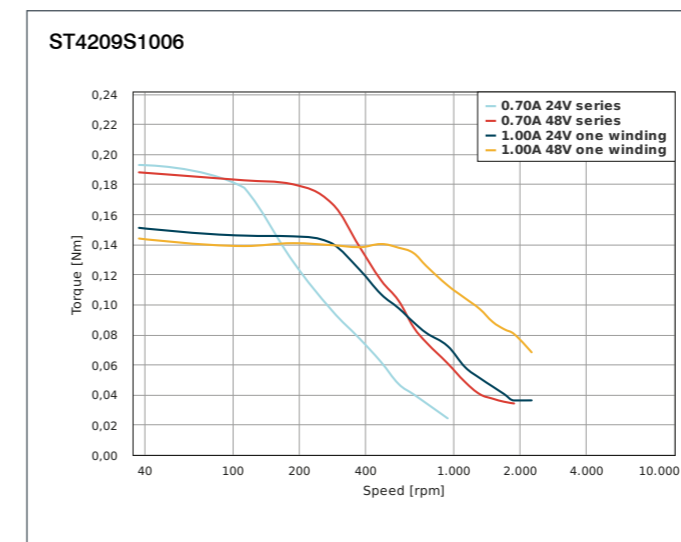
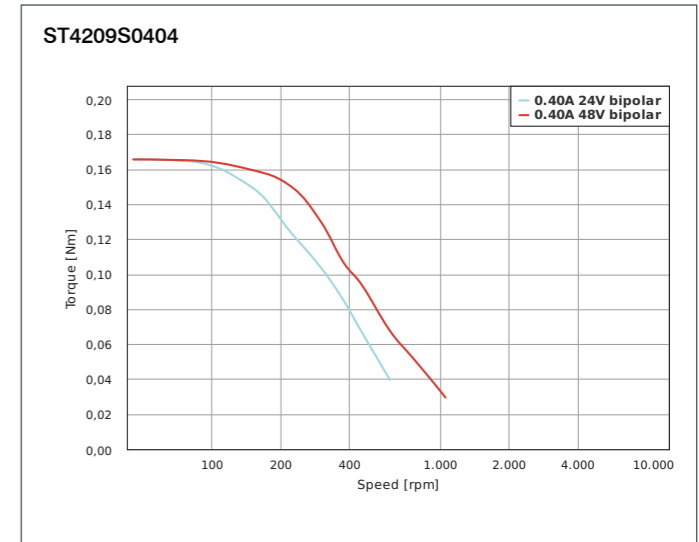
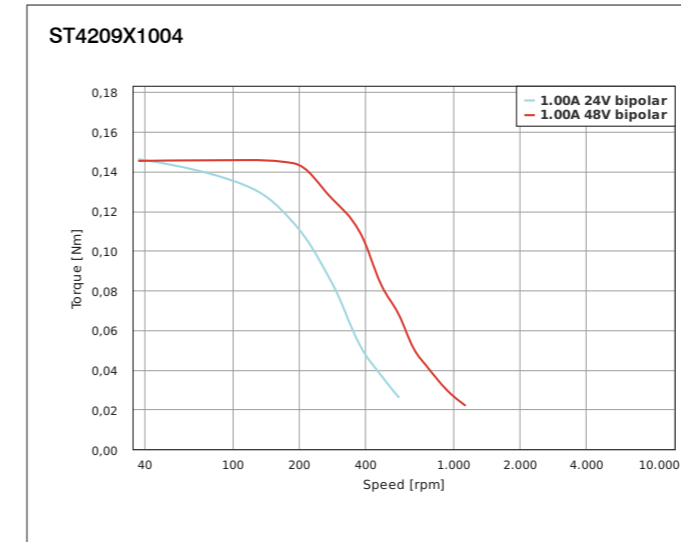
### ACCESSORIES

**ZK-JST-VL-4** Extension Cable 2m  
**ZK-JST-VL-6** Extension Cable 2m  
**ZD-D40** Damper  
**ZD-DF40** Damper

### DIMENSIONS (IN MM)



### TORQUE CURVES



### TORQUE CURVES

