PD2-C-IP

Stepper Motor with Integrated Controller in Protection Class IP65 - NEMA 17

OPTIONS

Gear

SOFTWARE

Plug&Drive Studio

TECHNICAL DATA

Operating Voltage	12 VDC - 48 VDC
Number of Digital Inputs	4 - 5
Type of Digital Inputs	24 V, 5/24 V switchable
Number of Analog Inputs	1
Type of Analog Input	0-20 mA/0-10 V switchable
Digital Outputs	2
Type of Digital Output	open-drain (max. 24 V/100 mA)
Encoder	✓
Encoder Type	single-turn absolute
Encoder Resolution	1024 CPR

VERSIONS

Type	Holding Torque Ncm	Rated Current (RMS) A	Peak Current (RMS) A	Interface	Length mm	Weight kg
PD2-C411L18-E-65	50	1.8	3	USB, IO (clock direction; analog), CANopen	74.4	0.9

ORDER IDENTIFIER

PD2-C411L18-E-65-
01 = USB,IO (clock direction; analog)
08 = CANopen

ACCESSORIES

ZK-USB Mini USB Cable 1.5 m
ZK-M8-3-2M-1-AFF Power straight 2m
ZK-M8-8-2M-1-PUR-S IO straight 2m
ZK-M8-5-2M-1-PUR-S-F
CAN in straight 2m
ZK-M8-5-2M-1-PUR-S-M
CAN out straight 2m
ZK-M12F-M8M-5-200-S
CAN out straight 0.2m
ZK-M12M-M8F-5-200-S
CAN in straight 0.2m
Z-K4700/50 Charging Capacitor

CAUTION

We recommend using a charging capacitor of sufficient size to stabilize the operating voltage.

PD2-C-IP

Stepper Motor with Integrated Controller in Protection Class IP65 - NEMA 17

DIMENSIONS (IN MM)

PD2-C411L18-E-65-01

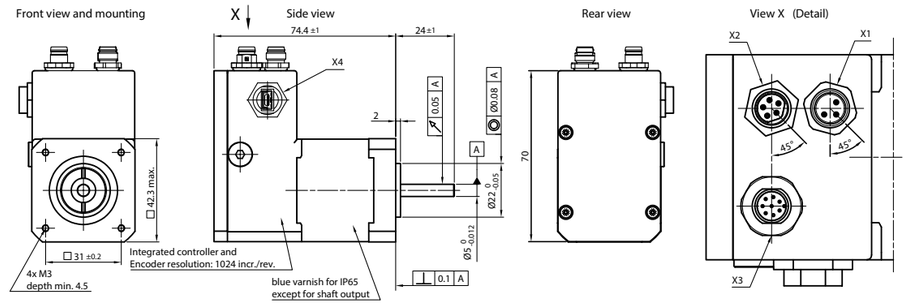

PD2-C411L18-E-65-08

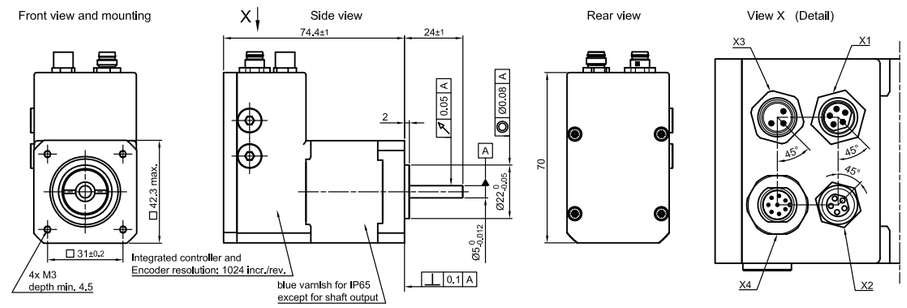

TORQUE CURVES
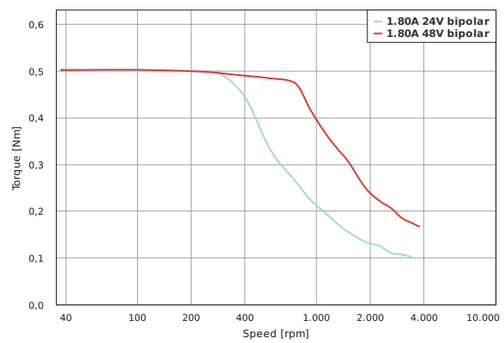
PD2-C411L18-E-65